

Instructions
Children's Books
HyperTech Media, Inc.
www.HyperTechMedia.com

System Requirements

This software will work using Windows 95 or higher, or Mac OS 8.0 or higher. It will operate most efficiently with systems that have at least 16mb RAM and speed of at least 100mhz. The books are read using Adobe Acrobat Reader. You can download Acrobat Reader free from www.adobe.com



Instructions

1. Open the file for book titled *Name of Book.pdf*
Abby's Xmas Gift art.pdf
Aerobella.pdf
Esther Oyster.pdf
Flee Flea PM.pdf (inside folder)
the perfect tree pastels pm.pdf (inside folder)
ponies pm pastels.pdf (inside folder)
2. Once the book opens, turn the pages by clicking on the arrows <> on the Adobe Acrobat toolbar.
3. Esther Oyster's Irritation and The Perfect Tree are broken down into chapters. When you reach the table of contents page, click on the chapter title and you will be taken directly to that chapter.
4. In the books *Flee, Flea!*, *Ponies of Assateague*, *The Perfect Tree*, and *Esther Oyster's Irritation*, when you click on the picture of each page, you will hear the sentence(s) on the page read to you. When you click on the individual words, you will hear each word read to you.

4. In addition to the above feature, in the books *Flea, Flee!*, *Ponies of Assateague* and *The Perfect Tree*, when you click on the page number, you can then click on each word and hear the phonetic parts of each word. This works as follows:

A. First click on the page number



Flee, Flea!

Click here



1



Flee, Flea!

The number will now have a rectangle around it.

1

B. Now click on one of the words.



Click here —

Flee, Flea!

1

The page will now look like this.

Flee



C. Click on the beginning of the word.

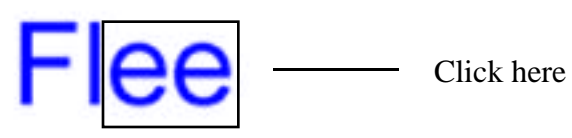
Click here



Flee

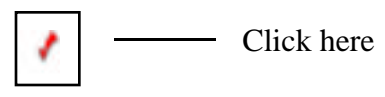


D. Click on the ending sound of the word.



You will hear the phonetic sound of the letters you have clicked.

E. You can click on the check mark to hear the whole word.



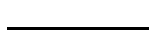
Flee



F. Click on the arrow to go back to the page in the book that the word appeared on.

Flee

Click here



The page will now look like this.



Flee, Flea!

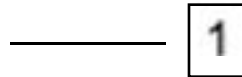
1

G. If you click on the page number again-



Flee, Flea!

Click here



Flee, Flea!

1

-the page will now look like this.

Now when you click on the words you will hear the whole word sound and you will not get a closeup of each word. The above features (A-G) are available in the books **Flea, Flee!**, **Ponies of Assateague** and **The Perfect Tree**, for all pages and words.

